

FCCee Analysis Examples

Using the example `higgs/mH-recoil/mumu` from [FCCAnalyses](#)

```
In [1]: using EDM4hep
using EDM4hep.RootIO
using EDM4hep.SystemOfUnits
using EDM4hep.Histograms
```

Definition of some analysis functions

These are couple of examples of high-level functions that makes use of `ReconstructedParticle` objects to build resonances and recoils. They make use of standard Julia functions to generate combinations, to sort a vector, and to work with `LorentzVectors`.

```
In [2]: # re-using convenient existing packages
using LorentzVectorHEP
using Combinatorics

"""
    resonanceBuilder(rmass::AbstractFloat, legs::AbstractVector{ReconstructedParticle})

Returns a container with the best resonance of 2 by 2 combinatorics of the
sorted by closest to the input `rmass` in absolute value.
"""
function resonanceBuilder(rmass::AbstractFloat, legs::AbstractVector{ReconstructedParticle})
    result = ReconstructedParticle[]
    length(legs) < 2 && return result
    for (a,b) in combinations(legs, 2)
        lv = LorentzVector(a.energy, a.momentum...) + LorentzVector(b.energy, b.momentum...)
        rcharge = a.charge + b.charge
        push!(result, ReconstructedParticle(mass=mass(lv), momentum=(lv.x, lv.y, lv.z),
        end
        sort!(result, lt = (a,b) -> abs(rmass-a.mass) < abs(rmass-b.mass))
        return result[1:1] # take the best one
    end;

"""
    recoilBuilder(comenergy::AbstractFloat, legs::AbstractVector{ReconstructedParticle})

build the recoil from an arbitrary list of input `ReconstructedParticle` objects.
"""
function recoilBuilder(comenergy::AbstractFloat, in::AbstractVector{ReconstructedParticle})
    result = ReconstructedParticle[]
    isempty(in) && return result
    recoil_lv = LorentzVector(comenergy, 0, 0, 0)
    for p in in
        recoil_lv -= LorentzVector(p.mass, p.momentum...)
    end
```

```

    push!(result, ReconstructedParticle(mass=mass(recoil_lv), momentum=(r
    return result
end;

```

Defining the Histograms

We create a custom structure with all the histograms initialized with their binning, units and titles. We use and the way of plotting them. We use the module

`Parameters` that allows to create user structures with defaults.

```

In [3]: using Parameters
        using Plots

@with_kw struct Histograms
    mz          = H1D("m_{Z} [GeV]", 125, 0, 250, unit=:GeV)
    mz_zoom     = H1D("m_{Z} [GeV]", 40, 80, 100, unit=:GeV)
    lr_m        = H1D("Z leptonic recoil [GeV]", 100, 0, 200, unit=:GeV)
    lr_m_zoom   = H1D("Z leptonic recoil [GeV]", 200, 80, 160, unit=:GeV)
    lr_m_zoom1  = H1D("Z leptonic recoil [GeV]", 100, 120, 140, unit=:GeV)
    lr_m_zoom2  = H1D("Z leptonic recoil [GeV]", 200, 120, 140, unit=:GeV)
    lr_m_zoom3  = H1D("Z leptonic recoil [GeV]", 400, 120, 140, unit=:GeV)
    lr_m_zoom4  = H1D("Z leptonic recoil [GeV]", 800, 120, 140, unit=:GeV)
    lr_m_zoom5  = H1D("Z leptonic recoil [GeV]", 2000, 120, 140, unit=:GeV)
    lr_m_zoom6  = H1D("Z leptonic recoil [GeV]", 100, 130.3, 132.5, unit=:GeV)
end

function do_plot(histos::Histograms)
    img = plot(layout=(5,2), show=true, size=(1000,1500))
    for (i,fn) in enumerate(fieldnames(Histograms))
        h = getfield(histos, fn)
        plot!(subplot=i, h.hist, title=h.title, show=true, cgrad=:plasma)
    end
    return img
end

myhists = Histograms()

```

```

Out[3]: Histograms
         mz: H1D
         mz_zoom: H1D
         lr_m: H1D
         lr_m_zoom: H1D
         lr_m_zoom1: H1D
         lr_m_zoom2: H1D
         lr_m_zoom3: H1D
         lr_m_zoom4: H1D
         lr_m_zoom5: H1D
         lr_m_zoom6: H1D

```

Open the data file to get the events

- It is using a file in EOS with the `root:` protocol
- The obtained `events` is a `LazyTree` created by the [UnROOT.jl](https://github.com/UnROOT/UnROOT.jl) package. As

the name indicates no event is actually read yet.

```
In [4]: f = "root://eospublic.cern.ch//eos/experiment/fcc/ee/generation/DelphesEv

reader = RootIO.Reader(f);
events = RootIO.get(reader, "events");
```

Loop over events and fill the histograms

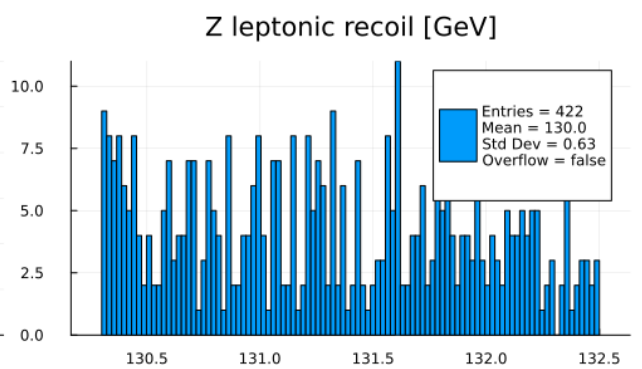
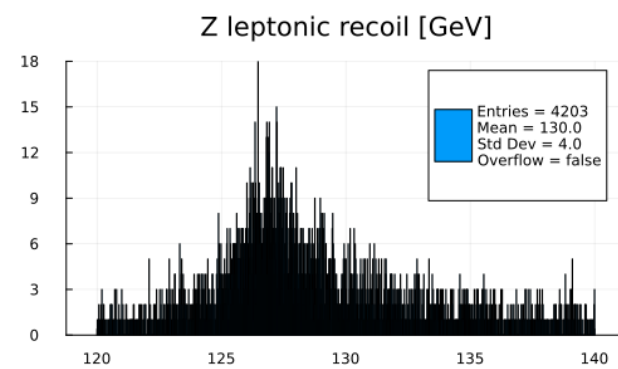
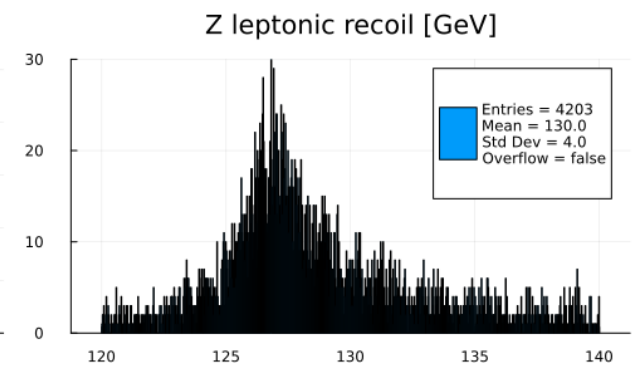
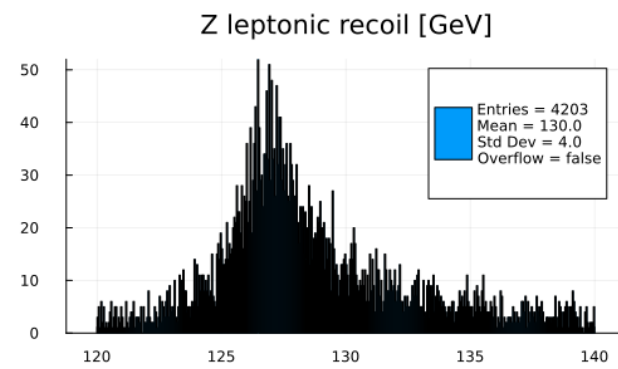
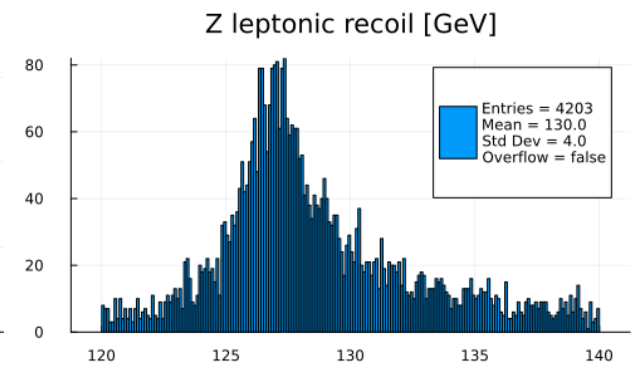
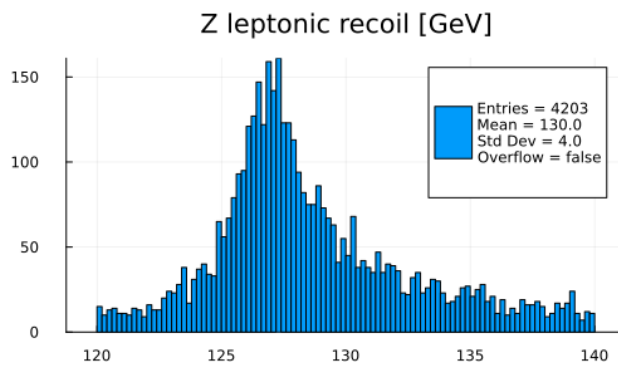
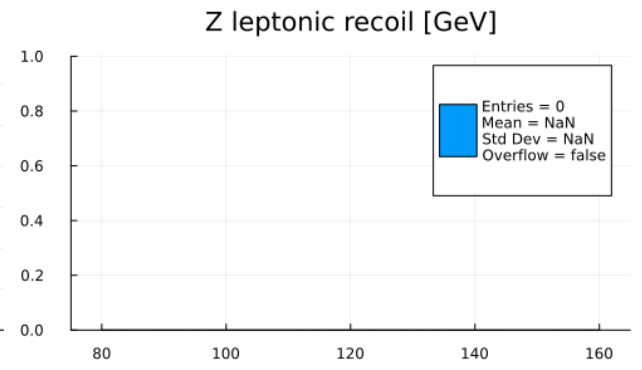
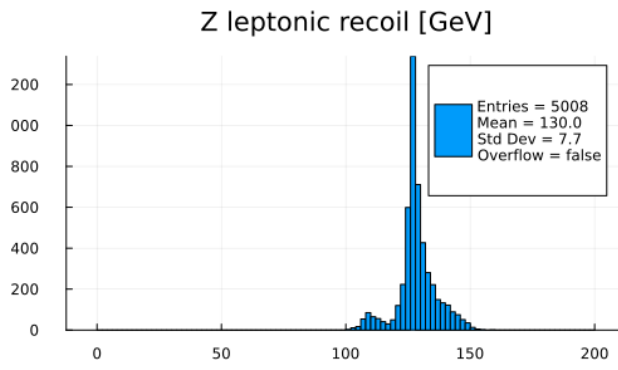
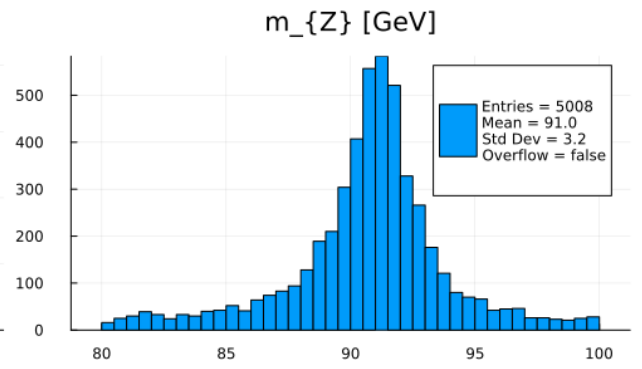
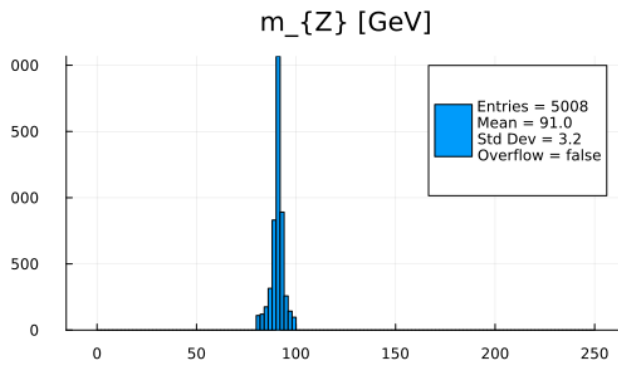
```
In [5]: @time for evt in events
    #---get the collection of ReconstructedParticles and Muons
    recps = RootIO.get(reader, evt, "ReconstructedParticles");
    muons = RootIO.get(reader, evt, "Muon#0"; btype=ObjectID{Reconstructe

    sel_muons = filter(x -> p_t(x) > 10GeV, muons)
    zed_leptonic = resonanceBuilder(91GeV, sel_muons)
    zed_leptonic_recoil = recoilBuilder(240GeV, zed_leptonic)
    if length(zed_leptonic) == 1 # Filter to have exactly one Z candi
        Zcand_m = zed_leptonic[1].mass
        Zcand_recoil_m = zed_leptonic_recoil[1].mass
        Zcand_q = zed_leptonic[1].charge
        if 80GeV <= Zcand_m <= 100GeV
            #---Fill histograms now-----
            push!(myhists.mz, Zcand_m)
            push!(myhists.mz_zoom, Zcand_m)
            push!(myhists.lr_m, Zcand_recoil_m)
            push!(myhists.lr_m_zoom1, Zcand_recoil_m)
            push!(myhists.lr_m_zoom2, Zcand_recoil_m)
            push!(myhists.lr_m_zoom3, Zcand_recoil_m)
            push!(myhists.lr_m_zoom4, Zcand_recoil_m)
            push!(myhists.lr_m_zoom5, Zcand_recoil_m)
            push!(myhists.lr_m_zoom6, Zcand_recoil_m)
        end
    end
end
```

28.356569 seconds (45.71 M allocations: 9.860 GiB, 6.40% gc time, 9.10% compilation time)

Plot the results

```
In [6]: img = do_plot(myhists)
display("image/png", img)
```



In []: