



ComPDFKit•PDF•SDK

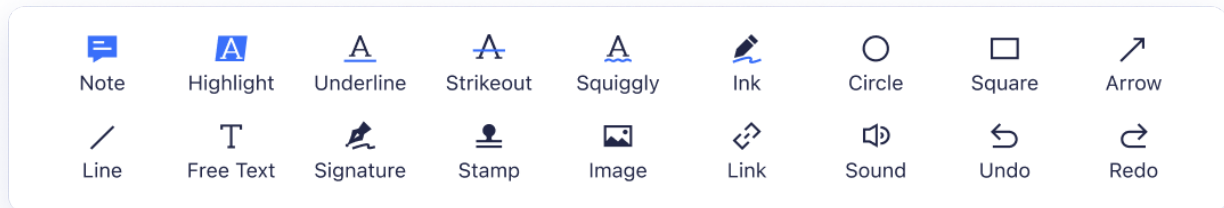
Developer Guides

Comprehensive PDF SDK for Developers

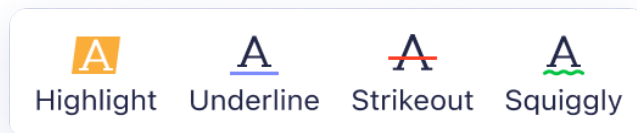
• 2014-2025 PDF Technologies, Inc. All Rights Reserved.

Annotations

Annotate, collaborate and share reports, project plans, essays, etc. Support notes, links, free text, line, square, arrow, circle, highlight, underline, squiggly, strikeout, stamps, ink, signature, sound, etc.



Mark up selected text with **Highlight**, **Underline**, **Squiggly**, and **Strikeout**.



Discuss the use of digital storytelling in the teaching and learning of language and critically report on one journal article that investigates the use of digital storytelling in the language-learning context.

Digital storytelling is aided by various available technologies and software packages that enhance, develop, and produce it. Consequently, the way digital stories are created may vary according to this constantly changing digital technology (~~Alexander, 2011~~) and the wide variety of supporting software. Windows Movie Maker (<https://www.windows-moviemaker.org/>) is already installed on many computers and, if not, can be downloaded for free.

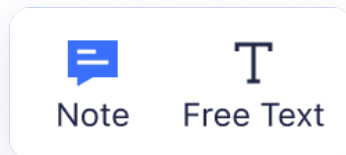
Draw freely and annotate PDFs with ink, lines, arrows, squares, and circles.




Reference List


1. Afrilyasanti, R., & Yazid, B. (2011). Digital storytelling: A case study on the teaching of speaking to Indonesian ESL students. *Journal of Language in India*, 11(2), 81-91.
2. Alexander, B. (2011), *The new digital storytelling: Creating narratives with new media*. Santa Barbara, CA: Greenwood Publishing Group.
3. EDUCAUSE Learning Initiative. (2007). 7 things you should know about ... digital storytelling. Retrieved from <http://net.educause.edu/ir/library/pdf/ELI7021.pdf>
4. Iannotti, E. (2005). How to make crab soup: Digital storytelling projects for ESL students. *Transit*, 1(1), 10-12. Retrieved from <http://worldroom.tamu.edu/Blog/Text/June18/How-to-Make-Crab-Soup-Digital-Storytelling-Projects-for-ESL-Students.pdf>

Add text directly on PDFs or add a **text note**.




 Digital storytelling is an attractive educational aid because it “captivates and engages” (Stanley & Dillingham, 2011, p. 24) learners and helps develop artistic, technical, organizational and storytelling talents in students (Ohler, 2005).

The **Signature** enables users to draw a signature field and securely sign the PDF document directly within the form.



This order describes the procedures for completion and use of the Federal Aviation Administration (FAA) Authorized Release Certificate, FAA Form 8130-3, Airworthiness Approval Tag. The order describes the use of the form for domestic airworthiness approval, conformity inspections, and prepositioning; airworthiness approval of new products and articles; and splitting bulk shipments of previously shipped products and articles. It also provides guidance for the issuance of the form for approval for the return to service of products and articles, the export airworthiness approval of products and articles, and the electronic exchange of the form.

Your signature:



A predefined or custom graphic is used to indicate the status of a document (such as "Approved", "Confidential", etc.), typically for quick recognition or to streamline workflow processes.



This review is only for the general conformance with the design concept of the project and general compliance with the information given in the Contract Documents. Nothing in this review, including corrections or comments made on this submittal, shall be construed to relieve the Contractor from its responsibility to comply with the requirements of the plans, specifications, and code. The contractor must verify all dimensions in the field. This review only includes the information and components described herein. The contractor is responsible for quantities; for information that pertains solely to the fabrication processes or to the means, methods, techniques, sequences, and procedures of installation; for coordination of its work with that of the other trades; and for performing all work in a safe, satisfactory, and code-compliant manner.

APPROVED **APPROVED**

REJECTED

APPROVED AS NOTED

REVISE AND RESUBMIT

Add further information with **images, links, or sound.**


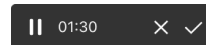


1. Introduction

Digital storytelling combines various types of multimedia images, music, narration, text and video clips to make a story that is appealing and interesting to a digital reader (EDUCAUSE Learning Initiative, 2007) and is increasingly used in teaching and learning ([Learn more about ComPDFKit](https://www.compdf.com/)).

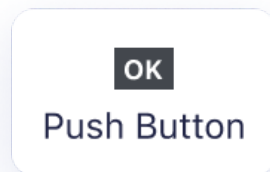


<https://www.compdf.com/>



«» Digital storytelling has the potential to influence the student audience and help them ‘make better meaning’ from the content they are exposed to. This report will discuss the potential and limitations of digital storytelling along with some fundamental technical information. It will then focus on one journal article that investigates the use of digital storytelling in language learning contexts.

A **Push Button** is an interactive button that users can click to trigger an action, such as submitting the form, resetting fields to default values, or even running custom scripts for specific tasks.




I certify that the preceding medical and personal history statements are true and correct. I am aware that it is my responsibility to inform the provider of my current medical or health conditions and to update this history. A current medical history is essential for the provider to execute appropriate treatment procedures.



www.compdpf.com

The **Signature** enables users to draw a signature field and securely sign the PDF document directly within the form.




This order describes the procedures for completion and use of the Federal Aviation Administration (FAA) Authorized Release Certificate, FAA Form 8130-3, Airworthiness Approval Tag. The order describes the use of the form for domestic airworthiness approval, conformity inspections, and prepositioning; airworthiness approval of new products and articles; and splitting bulk shipments of previously shipped products and articles. It also provides guidance for the issuance of the form for approval for the return to service of products and articles, the export airworthiness approval of products and articles, and the electronic exchange of the form.

Your signature:

Digital signatures

Sign PDFs with **digital signatures**. Choose the drawn, image, or typed signature appearance and sign files with your digital ID securely.



U.S. DEPARTMENT OF TRANSPORTATION


FEDERAL AVIATION ADMINISTRATION

This order describes the procedures for completion and use of the Federal Aviation Administration (FAA) Authorized Release Certificate, FAA Form 8130-3, Airworthiness Approval Tag. The order describes the use of the form for domestic airworthiness approval, conformity inspections, and prepositioning; airworthiness approval of new products and articles; and splitting bulk shipments of previously shipped products and articles. It also provides guidance for the issuance of the form for approval for the return to service of products and articles, the export airworthiness approval of products and articles, and the electronic exchange of the form.

Click and try to sign PDFs here:

Watermark

Create, insert, and remove text or image **watermarks** to brand your users' work and discourage its unauthorized use.



A PDF watermark is an element such as a backward layer of transparent text or image added to a PDF document to maintain confidentiality and copyright protection of the document and to highlight information about the company or group to which it belongs. Watermarks can be text, images, shapes, a fixed logo, or dynamically generated text or images.

Adding a watermark to ComPDFKit PDF SDK is very simple and can be done through the API provided by CPDFWatermark to add a text watermark or an image watermark. You can set the watermark position, color, transparency, font, size, and other parameters to achieve different needs.

To add a watermark, use the function **CPDFDocument.InitWatermark(C_Watermark_Type type)**.

To remove all the watermarks in a PDF document, use function **CPDFDocument.DeleteWatermarks()**.